

REMOTE

Apr 21th - May 24th, 2025




3 pm to 5.30 pm (CET)

# Hands-On Training Program

## Laparoscopic Partial Nephrectomy

Progressive hands-on sessions with  
3D simulation models + live proctorship



-  Duration: 5 weeks
-  Remote Hands-On via Zoom
-  English

## Course details

Urotrainer Academy offers a 5-week intensive hands-on training program for urology residents and fellows who want to master laparoscopic partial nephrectomy.

Trainees will perform 10 tutorized partial nephrectomies on a high-fidelity kidney 3D model.



The curriculum starts with small and polar tumors, and progresses by raising complexity with large, hilar, and completely endophytic tumors. Hands-on classes will be live on Zoom, tutored in real-time by experienced professors.

## Medical Director

### **Dr. Gonzalo Vitagliano**

Deutsche Hospital - Buenos Aires, Argentina

## Pre-requirements

-  Trainees must have basic laparoscopic skills.
-  Trainees must have a good level of English.

## Proctorship

### **Dr. Francisco G. Velandria**

Metropolitan Hospital - Quito, Ecuador

### **Dr. Victor Corona**

General Hospital of Mexico - Mexico City, Mexico

### **Dr. Iulia Andras**

Regina Maria Hospital - Cluj-Napocca, Romania

### **Dr. Maximiliano Ringa**

Deutsche Hospital - Buenos Aires, Argentina

### **Dr. Ali Thwaini**

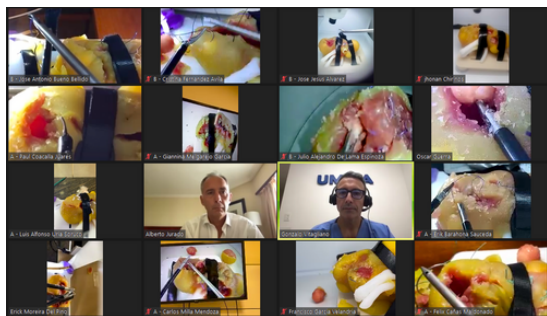
Mediclinic City Hospital - Dubai, UAE







# Training Method



Our training method is based on:

- Individualized feedback from experienced proctors
- Solid theoretical knowledge acquired in online lessons
- Progressive and continuous hands-on simulation on cadaver-free realistic models
- Evaluation of training performance with quantitative metrics

**Remote hands-on programs** allow you to develop your surgical skills in the same way as on-site courses. You will get your own simulator and complete a structured academic program training from your home. Experienced instructors will tutorize every session and the simulation model will provide you a high-fidelity surgical experience.

Watch more



## Academic Program



### WEEK 1 | APR 21th

### Online Theoretical Sessions

Dr. Gonzalo Vitagliano      Dr. Francisco G. Velandria

#### Pre-recorded classes on Urotrainer Online Campus

Principles of Laparoscopic Surgery

- Basic skills: needle holding, suturing & knotting

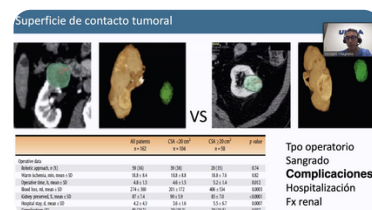
Renal anatomy & critical steps of LPN

Surgical technique for Partial Nephrectomy

- Patient positioning
- Hilar control & clamping of renal artery
- Tumor excision
- Inner and outer renorrhaphy

Advanced tips & tricks for LPN

Renal Ischemia





## WEEK 2 | APR 28th

### Online Theoretical Sessions

👤 Dr. Vital Hevia Palacios

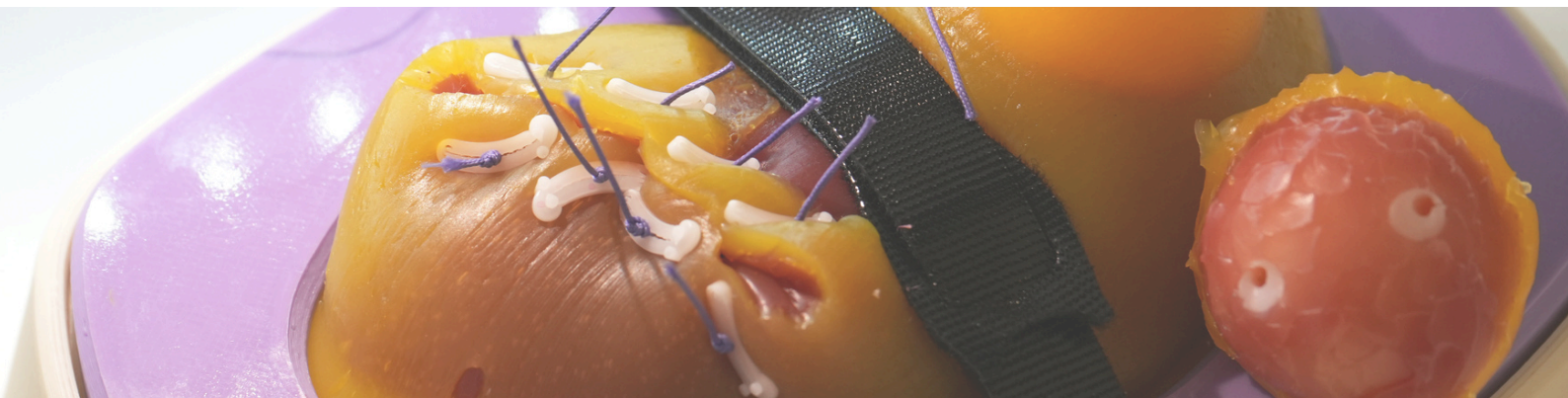
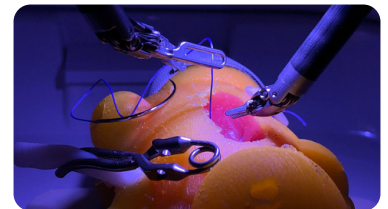
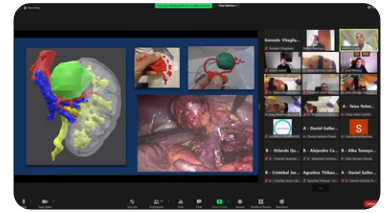
👤 Dr. Alberto Jurado

#### Pre-recorded classes on Urotrainer Online Campus

Surgical management of complex renal masses

- Large tumors
- Hilar tumors
- Endophytic tumors

Introduction to Robot-Assisted Partial Nephrectomy (RAPN)



## WEEK 3 | MAY 10th

### 1st Hands-On Session

3:00 - 5:30 pm (CET)

#### Small renal masses - LEVEL 1

##### Live & tutorized training via Zoom

Lap partial nephrectomy on synthetic 3D kidney model

- Tumor 4 - 15mm RENAL 4a
- Tumor 3 - 15mm RENAL 7xh
- Tumor 8 - 15mm RENAL 4p

Intensive dissection, suturing & knotting practice

Individualized surgical performance report after training

##### Suggested self-paced complementary training

- Tumor 9 - 15mm RENAL 4p
- Tumor 12 - 15mm RENAL 4p





## WEEK 4 | MAY 17th

### 2nd Hands-On Session

3:00 - 5:30 pm (CET)

#### Large renal masses - LEVEL 2


##### Live & tutorized training via Zoom

Lap partial nephrectomy on synthetic 3D kidney model

- Tumor 5 - 35mm RENAL 7x
- Tumor 6 - 35mm RENAL 7a
- Tumor 10 + cyst - 16mm RENAL 7p

Intensive dissection, suturing & knotting practice

Individualized surgical performance report after training



## WEEK 5 | MAY 24th

### 3rd Hands-On Session

3:00 - 5:30 pm (CET)

#### Hilar and endophytic renal masses - LEVEL 3

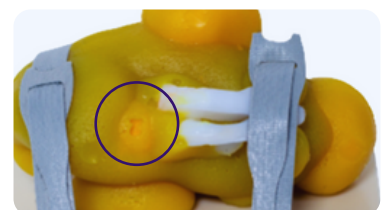
##### Live & tutorized training via Zoom

Lap partial nephrectomy on synthetic 3D kidney model

- Tumor 1 - 15mm RENAL 5a
- Tumor 2 - 20mm RENAL 10xh
- Tumor 7 - 15mm RENAL 9x

Intensive dissection, suturing & knotting practice

Individualized surgical performance report after training



## Registration fee

### Individual surgeon

Standard ticket - 1645 USD

Includes online classes + live hands-on sessions with proctorship + kidney simulation model + certificate + global shipping with all taxes covered.

### **Surgical teams** - 4 or more trainees from the same city

Standard individual team ticket - 1295 USD (**Save 20% registering as a team**)

Total team ticket - 5180 USD


Includes online classes + live hands-on sessions with proctorship + 4 kidney simulation models + certificate + global shipping with all taxes covered.

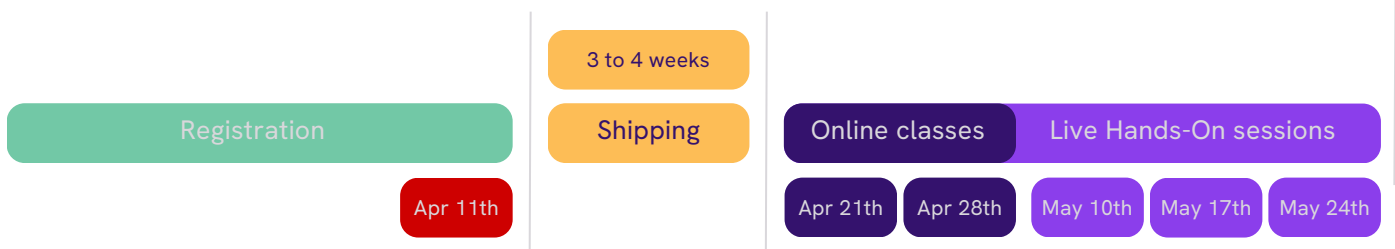
The delivery address must be the same for the whole team.

**Optional: Pelvitrainer** - 350 USD

Registration open until April 11th

## Course timeline

Certificate of attendance by  
Urotrainer Academy 



## Contact us

 [simulation@urotrainer.com](mailto:simulation@urotrainer.com)

 +34 634 48 2092

 +54 911 3635 6280

 [urotrainer.com/partialnephrectomy](http://urotrainer.com/partialnephrectomy)







Join us!

