

REMOTE

Nov 10th - Dec 13th, 2025

3 pm to 6 pm (CET)

Hands-On Training Program

Laparoscopic Radical Prostatectomy

Progressive hands-on sessions with
3D simulation models + live proctorship





Duration: 5 weeks



Remote Hands-On via Zoom



English



Course details

Urotrainer Academy offers a 5-week intensive hands-on training program for urology residents and fellows who want to master laparoscopic radical prostatectomy.

Trainees will perform two complete laparoscopic radical prostatectomies on a hyper-realistic prostate 3D model.

In the program, you will be able to practice all the key steps of the surgery, from ligating the venous complex, preserving the bladder neck, controlling pedicles, and preserving neurovascular bundles to performing the urethrovesical anastomosis. Hands-on classes will be live on Zoom, tutored in real-time by experienced professors.



Medical Director

Dr. Gonzalo Vitagliano

Hospital Alemán - Buenos Aires, Argentina




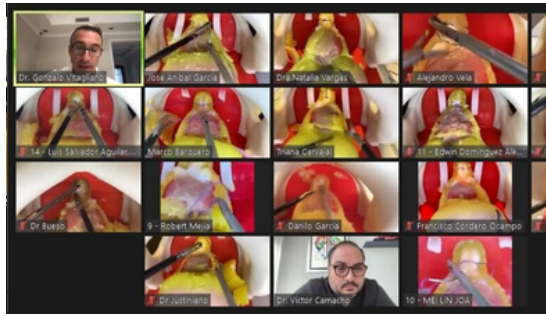
Pre-requirements

- Trainees must have basic laparoscopic skills.
- Trainees must have a good level of English.





Training Method



Our training method is based on:

- Individualized feedback from experienced proctors
- Solid theoretical knowledge acquired in online lessons
- Progressive and continuous hands-on simulation on cadaver-free realistic models
- Evaluation of training performance with quantitative metrics

Remote hands-on programs allow you to develop your surgical skills in the same way as on-site courses. You will get your own simulator and complete a structured academic program training from your home. Experienced instructors will tutorize every session and the simulation model will provide you a high-fidelity surgical experience.

Watch more



Academic Program



WEEK 1 | NOV 10th Online Theoretical Sessions

Dr. Gonzalo Vitagliano Dr. Francisco G. Velandria

Pre-recorded classes on Urotrainer Online Campus

Principles of Laparoscopic Surgery

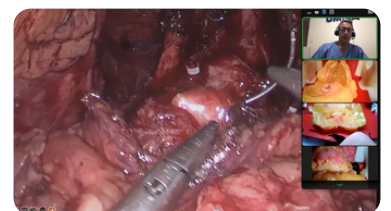
- Anatomy and general concepts for surgery

Positive margins - Safe oncological surgery

- What is a Positive Surgical Margin
- Why do Positive Surgical Margin occur
- Clinical significance of Positive Surgical Margin
- Factors associated with Positive Surgical Margin

	Number of Subjects	Fixed Effect [95% CI]	Heterogeneity Test (p-Value)	Random [95%]
Age (years)	12	64.627 [64.341, 64.914]	<0.001	64.291 [63, 64.273]
PSM	9	63.492 [63.499, 63.523]	<0.001	64.291 [63, 64.273]
PSM	10	8.368 [8.332, 8.425]	<0.001	9.196 [8.2, 7.266]
PSM	8	6.867 [6.833, 6.881]	<0.001	7.266 [6.5, 7.266]
Lymphovascular invasion (%)	2	36.8 [29.4, 45.0]	0.470	36.8 [2, 28.8]
NSM	2	25.6 [23.1, 28.3]	0.770	28.8 [2, 28.8]
Peritoneal invasion (%)	3	24.5 [17.0, 33.9]	<0.001	43.2 [8, 43.2]
PSM	3	27.6 [20.8, 35.7]	<0.001	43.2 [8, 43.2]
Lymph node metastasis (%)	2	9.1 [7.4, 11.3]	0.001	9.2 [5, 9.2]
PSM	6	3.0 [2.2, 4.4]	<0.001	23.1 [2, 23.1]
Extracapsular extension (%)	3	43.7 [37.5, 65.7]	0.009	63.9 [5, 23.2]
PSM	3	26.6 [25.0, 28.3]	<0.001	23.2 [2, 23.2]
Biochemical recurrence (%)	9	38.5 [32.6, 36.3]	<0.001	28.1 [2, 28.1]
PSM	7	11.5 [10.4, 12.8]	<0.001	11.9 [2, 11.9]

CI: confidence interval; PSM: positive surgical margin; NSM: nr





WEEK 2 | NOV 17th

Online Theoretical Sessions

👤 Dr. Vital Hevia Palacios

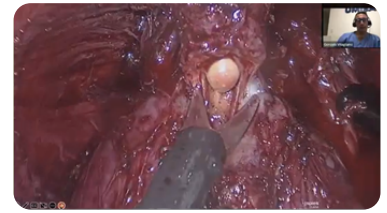
👤 Dr. Rafael Sanchez-Salas

Pre-recorded classes on Urotrainer Online Campus

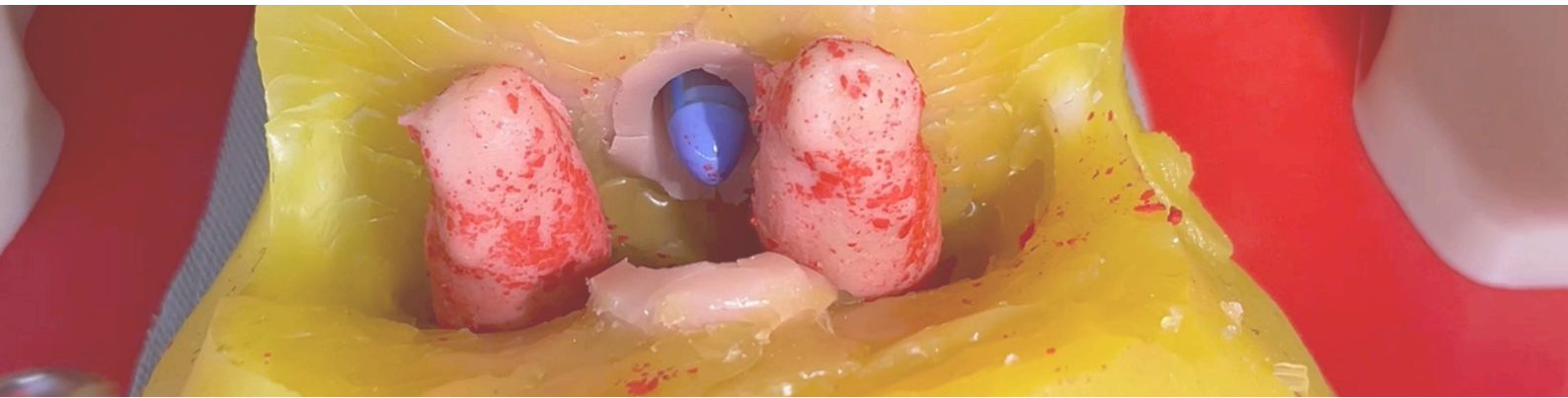
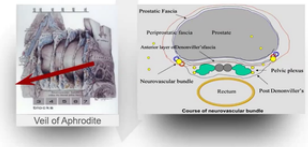
Surgical technique for lymphadenectomy

- Rationale for PLND
- PLND extensions & types
- Complications

Surgical techniques to optimize functional outcomes



Robot-assisted prostatectomy
Sparing neurovascular bundles



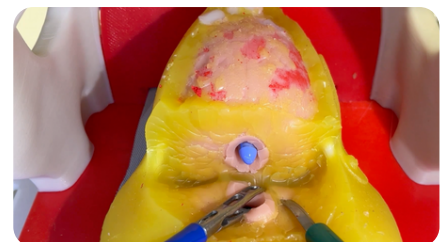
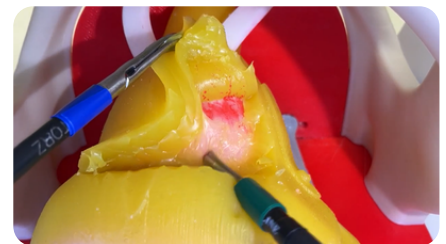
WEEK 3 | NOV 29th

1st Hands-On Session

15:00 - 18:00 (CET)

Live & tutorized training via Zoom

- Periprostatic fat dissection
- Dorsal vein suturing
- Identifying plane between prostate & bladder
- Bladder cuff dissection






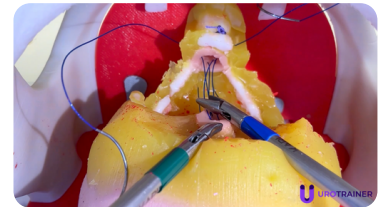
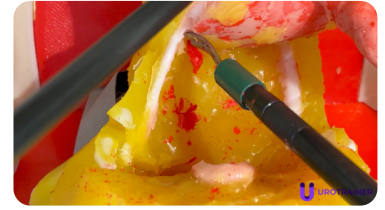
WEEK 4 | DEC 6th

2nd Hands-On Session

15:00 - 18:00 (CET)

Live & tutorized training via Zoom

- Performing neurovascular bundle (NVB) sparing
- Performing prostatic pedicle dissection
- Completing radical prostatectomy
- Urethro-vesical anastomosis



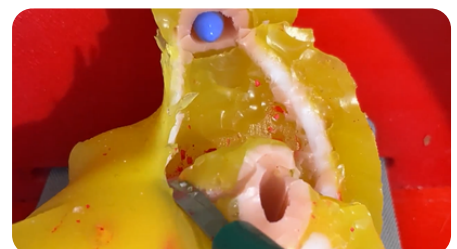
WEEK 5 | DEC 13th

3rd Hands-On Session

15:00 - 19:00 (CET)

Live & tutorized training via Zoom

- Ligating the venous complex
- Preserving the bladder neck
- Controlling pedicles, and preserving neurovascular bundles
- Urethrovesical anastomosis





Registration fee

Individual surgeon

Standard ticket - 1850 USD

Includes online classes + live hands-on sessions with proctorship + 2 prostate simulation model + certificate + global shipping with all taxes covered.

Surgical teams - 4 or more trainees from the same city

Standard individual team ticket - 1485 USD **(Save 20% registering as a team)**

Total team ticket - 5940 USD

Includes online classes + live hands-on sessions with proctorship + 8 prostate simulation models + certificate + global shipping with all taxes covered.

The delivery address must be the same for the whole team.

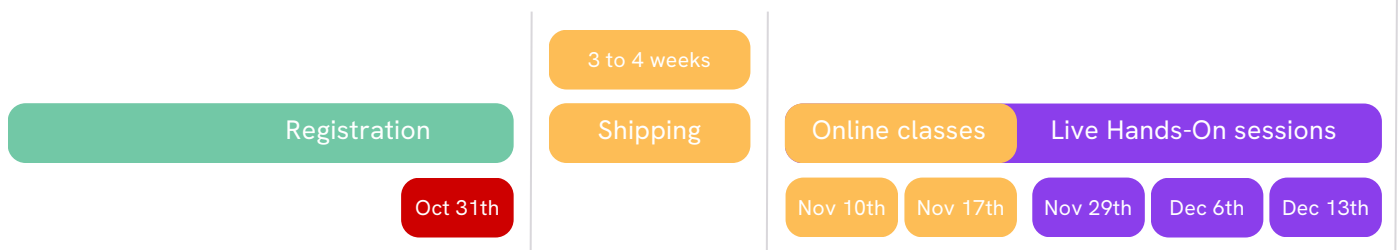
Optional: Pelvitrainer - 350 USD

Registration open until October 31th



Course timeline

Certificate of attendance by
Urotrainer Academy



@ Contact us

simulation@urotrainer.com

+34 634 48 2092

+54 911 3635 6280

urotrainer.com/radicalprostatectomy





Join us!

